

# Model X

Plaid



**340 mi**  
Range (est.)

**2.5 s**  
0-60 mph\*

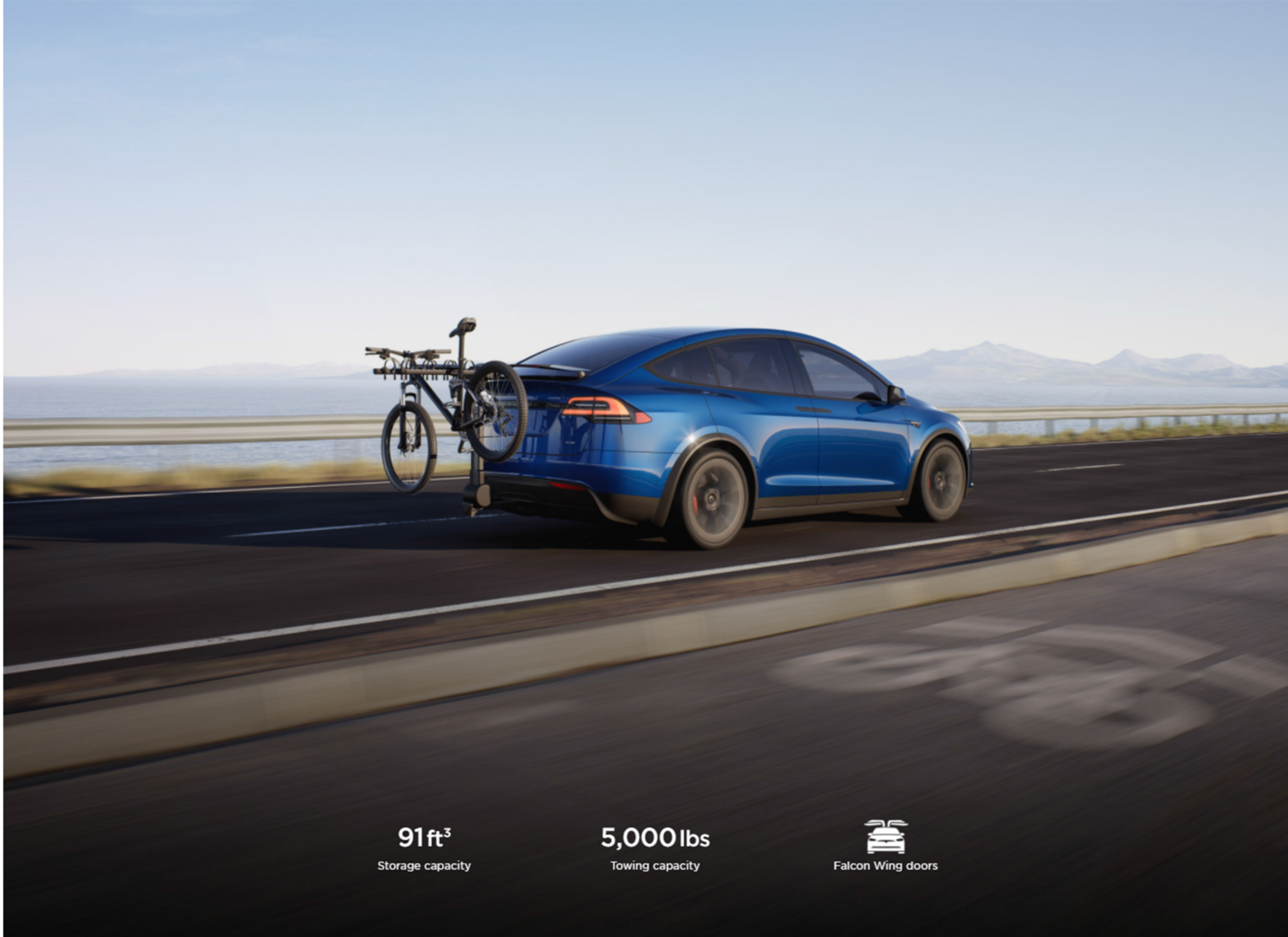
**9.9 s**  
1/4 Mile

**1,020 hp**  
Peak Power

Utility

## Even More Capable

With the most storage space and towing capacity of any electric SUV, and seating for up to seven adults, Model X delivers maximum utility. Front doors open and close automatically, Falcon Wing doors allow for easier loading and a standard trailer hitch lets you bring your gear anywhere you go.



**91ft<sup>3</sup>**

Storage capacity

**5,000 lbs**

Towing capacity



Falcon Wing doors



Range

## Go Anywhere

Travel farther on a single charge than any other electric SUV—and keep going with access to 20,000+ Superchargers globally. By combining up to 360 miles of estimated range with Tesla fast charging technology, you'll spend less time charging and even more time on the road.

**360 mi**


Go anywhere with up to 360 miles of estimated range on a single charge

**175 mi**

Supercharge up to 175 miles in 15 minutes

**20,000+**

Superchargers placed along popular routes



**1,020 hp**  
Peak power

**9.9 s**  
1/4 mile

**2.5 s**  
0-60 mph\*

Plaid  
**Beyond Ludicrous**

With the most power and quickest acceleration of any SUV, Model X Plaid is the highest performing SUV ever built. Both Long Range and Plaid powertrains, with updated battery architecture, can deliver instant torque at any speed.

**360°**


Rear, side and forward-facing cameras provide maximum visibility

**160m**

Forward-facing radar provides a long-range view of distant objects

**12** Ultrasonic Sensors

Detects nearby cars, helps prevent potential collisions and assists with parking



Autopilot  
**Future of Driving**

Autopilot enables your car to steer, accelerate and brake automatically within its lane under your active supervision, assisting with the most burdensome parts of driving. With over-the-air software updates, the latest enhancements are available instantly.

**360°**


Rear, side and forward-facing cameras provide maximum visibility

**160 m**

Forward-facing radar provides a long-range view of distant objects

**12** Ultrasonic Sensors

Detects nearby cars, helps prevent potential collisions and assists with parking

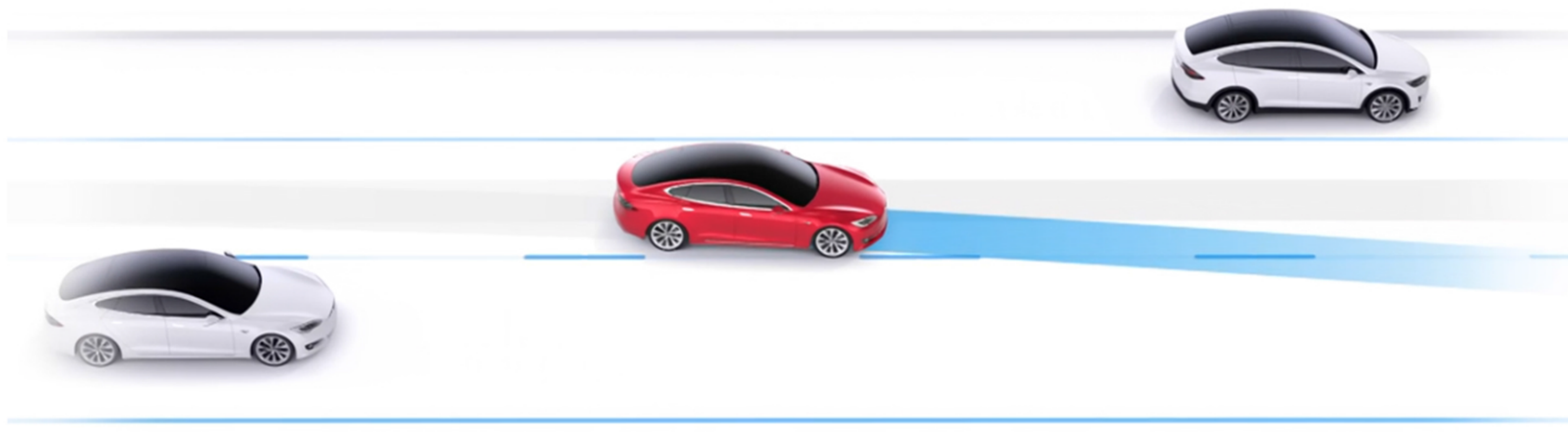


Autopilot  
**Future of Driving**

Autopilot enables your car to steer, accelerate and brake automatically within its lane under your active supervision, assisting with the most burdensome parts of driving. With over-the-air software updates, the latest enhancements are available instantly.

## Features

Full Self-Driving Capability introduces additional features and improves existing functionality to make your car more capable over time including:



### Navigate on Autopilot

Active guidance from highway on-ramp to off-ramp

### Auto Lane Change

Automatically change lanes while driving on the highway

### Summon


Automatically retrieve your car

### Autopark

Parallel and perpendicular parking, with a single touch

# Features

Full Self-Driving Capability introduces additional features and improves existing functionality to make your car more capable over time including:



## Navigate on Autopilot

Active guidance from highway on-ramp to off-ramp

## Auto Lane Change

Automatically change lanes while driving on the highway

## Summon

Automatically retrieve your car

## Autopark

Parallel and perpendicular parking, with a single touch

# Features

Full Self-Driving Capability introduces additional features and improves existing functionality to make your car more capable over time including:



---

## Navigate on Autopilot

Active guidance from highway on-ramp to off-ramp

---

## Auto Lane Change

Automatically change lanes while driving on the highway

---

## Summon

Automatically retrieve your car

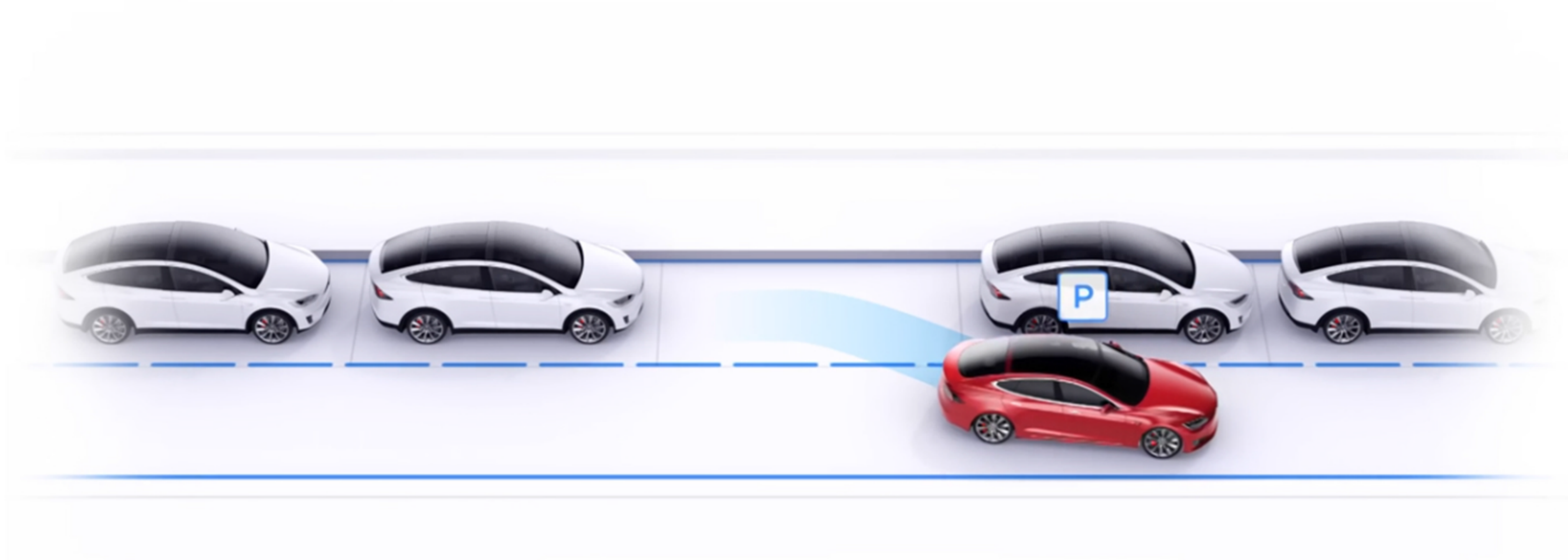
---

## Autopark

Parallel and perpendicular parking, with a single touch

# Features

Full Self-Driving Capability introduces additional features and improves existing functionality to make your car more capable over time including:



## Navigate on Autopilot

Active guidance from highway on-ramp to off-ramp

## Auto Lane Change

Automatically change lanes while driving on the highway

## Summon

Automatically retrieve your car

## Autopark

Parallel and perpendicular parking, with a single touch

### New Wheels and Tires

New performance tires deliver better handling and ride quality with lower rolling resistance and are paired with new aerodynamic wheels for an updated look.



### Optimized Aerodynamics

Attention to detail on all exterior surfaces makes Model X the most aerodynamic production SUV on Earth.




### Refined Styling

Exterior design combines an iconic look with elegant proportions.

## Electric Powertrain

Long Range and Plaid platforms unite powertrain and battery technologies for unrivaled performance, range and efficiency. New module and pack thermal architecture allows faster charging and gives you more power and endurance in all conditions.



### Long Range

Dual Motor All-Wheel Drive platform has the longest range, and now delivers incredible power and acceleration.

**3.8 s**  
0-60 mph

**360 mi**  
range (est.)

**670 hp**  
peak power

### Plaid

Tri Motor All-Wheel Drive platform with torque vectoring features three independent motors, each with a carbon fiber-sleeved rotor that maintains peak power output all the way to top speed.

**2.5 s\***  
0-60 mph

**340 mi**  
range (est.)

**1,020 hp**  
peak power

## Electric Powertrain

Long Range and Plaid platforms unite powertrain and battery technologies for unrivaled performance, range and efficiency. New module and pack thermal architecture allows faster charging and gives you more power and endurance in all conditions.



### Long Range

Dual Motor All-Wheel Drive platform has the longest range, and now delivers incredible power and acceleration.

**3.8 s**  
0-60 mph

**360 mi**  
range (est.)

**670 hp**  
peak power

### Plaid

Tri Motor All-Wheel Drive platform with torque vectoring features three independent motors, each with a carbon fiber-sleeved rotor that maintains peak power output all the way to top speed.

**2.5 s\***  
0-60 mph

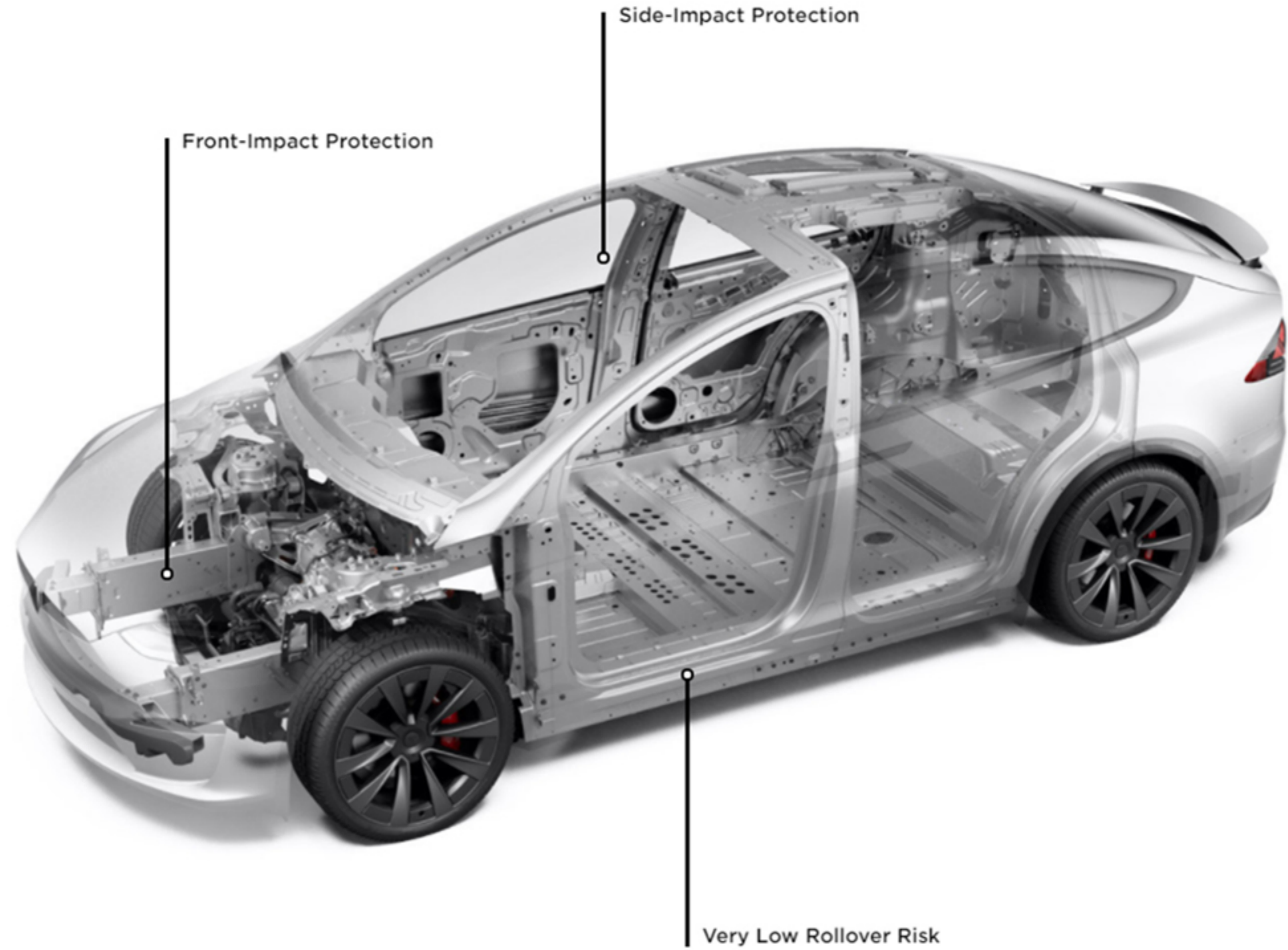
**340 mi**  
range (est.)

**1,020 hp**  
peak power

Safety

## Built for Safety

Model X is built from the ground up as an electric vehicle, with a high-strength architecture and floor-mounted battery pack for incredible occupant protection and low rollover risk. Every Model X includes Tesla's latest active safety features, such as Automatic Emergency Braking, at no extra cost.





New wheels and improved handling

**0.24** *Cd*

Lowest-drag SUV on Earth

Refined exterior styling

Exterior  
**Designed for  
Efficiency**

With the lowest drag coefficient of any SUV, Model X is built for speed and range. Refined aerodynamic elements work together with new wheels and tires to help you travel farther, with sharper handling and better ride comfort.





## 17" Cinematic Display

With 2200x1300 resolution, ultra bright, true colors, exceptional responsiveness and left-right tilt, the new center display is the best screen to watch anywhere.



## Focus on Driving

The ultimate focus on driving: no stalks, no shifting. Model X is the best SUV to drive, and the best SUV to be driven in.



## Perfect Environment

Clean, powerful yet invisible cabin conditioning. Tri-zone temperature controls, ventilated front seats and HEPA filtration come standard.



## Spacious Cabin

Model X offers a spacious cabin with the world's largest panoramic windshield, and your choice of 5, 6 or 7-seat configuration to suit your lifestyle.



### Wireless Gaming

Up to 10 teraflops of processing power enables in-car gaming on-par with today's newest consoles. Wireless controller compatibility lets you game from any seat.

### Stay Connected

Multi-device Bluetooth, wireless and USB-C charging for every passenger, with enough power to fast-charge your tablets and laptop.



### Your Best Audio System

A 22-speaker, 960-watt audio system with active noise canceling offers the best listening experience at home or on the road.



547km  
Range (est.)

262km/h  
Top Speed

2.6s  
0-100 km/h

## Select Your Car

### Dual Motor All-Wheel Drive

Long Range

### Tri Motor All-Wheel Drive

Plaid

#### Model X Plaid includes:

- Acceleration from 0-100 km/h: 2,6s
- 1020 horsepower
- Three high-performance drive units
- Carbon-sleeved rotors
- Torque vectoring

Specs displayed are US values. US model shown.



**580km**  
Range (est.)

**250km/h**  
Top Speed

**3.9s**  
0-100 km/h

## Select Your Car

### Dual Motor All-Wheel Drive

Long Range

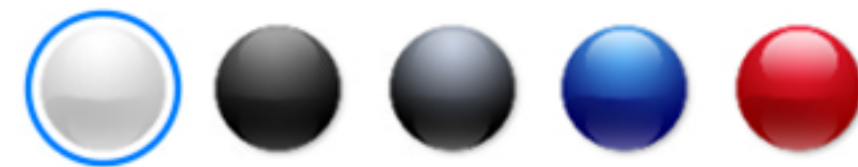
### Tri Motor All-Wheel Drive

Plaid

Specs displayed are US values. US model shown.



Select Color



Pearl White Multi-Coat

Included



Select Color



Solid Black

---



Select Color



Midnight Silver Metallic

---

als



Select Color



Deep Blue Metallic

---

See all colors



Select Color



Red Multi-Coat

---



Select Wheels



20" Cyberstream Wheels

Included

---



---

Select Wheels



22" Turbine Wheels

---



### Select Premium Interior



All Black

Included

Carbon Fiber Décor

[Show Details](#)

### Select Interior Layout

Five Seat Interior

Included

Six Seat Interior

Seven Seat Interior



### Select Premium Interior



Black and White  
Carbon Fiber Décor  
[Show Details](#)

### Select Interior Layout

- Five Seat Interior Included
- Six Seat Interior
- Seven Seat Interior



### Select Premium Interior



Cream

Carbon Fiber Décor

[Show Details](#)

### Select Interior Layout

Five Seat Interior

Included

Six Seat Interior

Seven Seat Interior



## Model X Specs

PLAID

### Range

340 mi (est.)

### 1/4 Mile

9.9 s

### Peak Power

1,020 hp

### Wheels

20" or 22"

### Towing

5,000 lbs

### Seating

Up to 7

LONG RANGE

### Acceleration

2.5 s 0-60 mph<sup>†</sup>

*<sup>†</sup>with rollout subtracted*

### Top Speed

163 mph

### Drag Coefficient

0.24 *C<sub>d</sub>*

### Weight

5,390 lbs

### Powertrain

Tri Motor

### Supercharging Max

250 kW



## Model X Specs

PLAID

**Range**  
360 mi (est.)

**Peak Power**  
670 hp

**Wheels**  
20" or 22"

**Towing**  
5,000 lbs

**Seating**  
Up to 7

LONG RANGE

**Acceleration**  
3.8 s 0-60 mph

**Top Speed**  
155 mph


**Drag Coefficient**  
0.24 *C<sub>d</sub>*

**Weight**  
5,185 lb

**Powertrain**  
Dual Motor

**Supercharging Max**  
250 kW

Model X



**GRAN CIPTA**

C E M E R L A N G

Jl. Denpasar Selatan No. 1, Kuningan  
Setiabudi, Jakarta Selatan  
12950