

Model 3




 **3.3 s**
From 0-100 km/h

580 km
Range (WLTP)

AWD
Dual Motor

All values above are based on WLTP measurements. International values will be available soon.



 **3.3 s**

Quickest acceleration—from zero to 100 km/h
in as little as 3.3 seconds

261 km/h

Improved handling and aerodynamics allow
for a top speed of 261 km/h

AWD

Dual Motor All-Wheel Drive instantly controls
traction and torque, in all weather conditions

Performance

Quickest Acceleration

Model 3 comes with the option of dual motor all-wheel drive, 20" Überturbine Wheels and Performance Brakes and lowered suspension for total control, in all weather conditions. And a carbon fiber spoiler improves stability at high speeds, all allowing Model 3 to accelerate from 0-100 km/h in as little as 3.3 seconds.



2

Independent motors digitally control torque to the front and rear wheels

10ms

Dual motors respond to changing conditions in as little as 10 milliseconds



Unparalleled traction and control, in all weather conditions

All-Wheel Drive
Dual Motor

Tesla All-Wheel Drive has two independent motors for improved redundancy, each with only one moving part for minimal maintenance and maximum durability. Unlike traditional all-wheel drive systems, they digitally control torque to the front and rear wheels for far better handling and traction control.

**580 km**

Go anywhere with up to 580 km of range (WLTP) on a single charge

30 min

Recharge 270 km in 30 minutes at Supercharger location

20,000+

Superchargers placed along well-traveled routes around the world

Range

Go Anywhere

Model 3 is fully electric, so you never need to visit a gas station again. If you charge overnight at home, you can wake up to a full battery every morning. And when you're on the road, it's easy to plug in along the way—at any public station or with the Tesla charging network.

360°


Rear, side and forward-facing cameras provide maximum visibility

160m

Forward-facing radar provides a long-range view of distant objects

12 Ultrasonic Sensors

Detects nearby cars, prevents potential collisions and assists with parking



Autopilot
Future of Driving
Autopilot

Autopilot advanced safety and convenience features are designed to assist you with the most burdensome parts of driving.

360°


Rear, side and forward-facing cameras provide maximum visibility

160m

Forward-facing radar provides a long-range view of distant objects

12 Ultrasonic Sensors

Detects nearby cars, prevents potential collisions and assists with parking



Autopilot
Future of Driving

Autopilot advanced safety and convenience features are designed to assist you with the most burdensome parts of driving.

Features

Autopilot enables your car to steer, accelerate and brake automatically within its lane. Full Self-Driving Capability introduces additional features and improves existing functionality to make your car more capable over time including:




Autopark

Parallel and perpendicular parking, with a single touch

Features

Autopilot enables your car to steer, accelerate and brake automatically within its lane. Full Self-Driving Capability introduces additional features and improves existing functionality to make your car more capable over time including:



Auto Lane Change

Automatically change lanes while driving on the highway

15 inch

A touchscreen display designed to improve over time



Over-the-air software updates introduce new features, functionality and performance



An expansive Glass Roof provides more headroom and UV protection

Interior Built Around the Driver



The inside of Model 3 is unlike any other car. You can use your smartphone as a key, and access all driver controls in the central 15-inch touchscreen. The all-glass roof extends from front to back, creating a sense of openness from every seat.



A minimal interior aesthetic—with all controls accessible on the central 15-inch touchscreen and the steering wheel.



The forward-designed instrument panel provides even more legroom in the front, for a spacious passenger cabin.



The premium center console is modern and efficient, with plenty of covered storage and charging for two smartphones.



The back seat is very comfortable—with maximum legroom and beautiful views through the all-glass roof.

Better Over Time

Access everything on the 15-inch touchscreen—designed to improve over time with regular software updates, introducing new features, functionality and performance.



Media

FM/HD, on-demand or internet radio

Navigation

Smart routing that automatically adjusts to real-time traffic conditions

Controls

Personalized drive settings and cabin controls

Climate

Control air flow from the dashboard, in one or two directions

Better Over Time

Access everything on the 15-inch touchscreen—designed to improve over time with regular software updates, introducing new features, functionality and performance.



Media

FM/HD, on-demand or internet radio

Navigation

Smart routing that automatically adjusts to real-time traffic conditions

Controls

Personalized drive settings and cabin controls

Climate

Control air flow from the dashboard, in one or two directions

Better Over Time

Access everything on the 15-inch touchscreen—designed to improve over time with regular software updates, introducing new features, functionality and performance.



Media

FM/HD, on-demand or internet radio

Navigation

Smart routing that automatically adjusts to real-time traffic conditions

Controls

Personalized drive settings and cabin controls

Climate

Control air flow from the dashboard, in one or two directions

Better Over Time

Access everything on the 15-inch touchscreen—designed to improve over time with regular software updates, introducing new features, functionality and performance.



Media

FM/HD, on-demand or internet radio

Navigation

Smart routing that automatically adjusts to real-time traffic conditions

Controls

Personalized drive settings and cabin controls

Climate

Control air flow from the dashboard, in one or two directions


Glass Roof

The expansive Glass Roof in Model 3 provides passengers with a brighter, more spacious experience—and a seamless view of the sky.



Premium Interior

A better driving experience—with our full Glass Roof, a custom audio system and premium seating throughout.

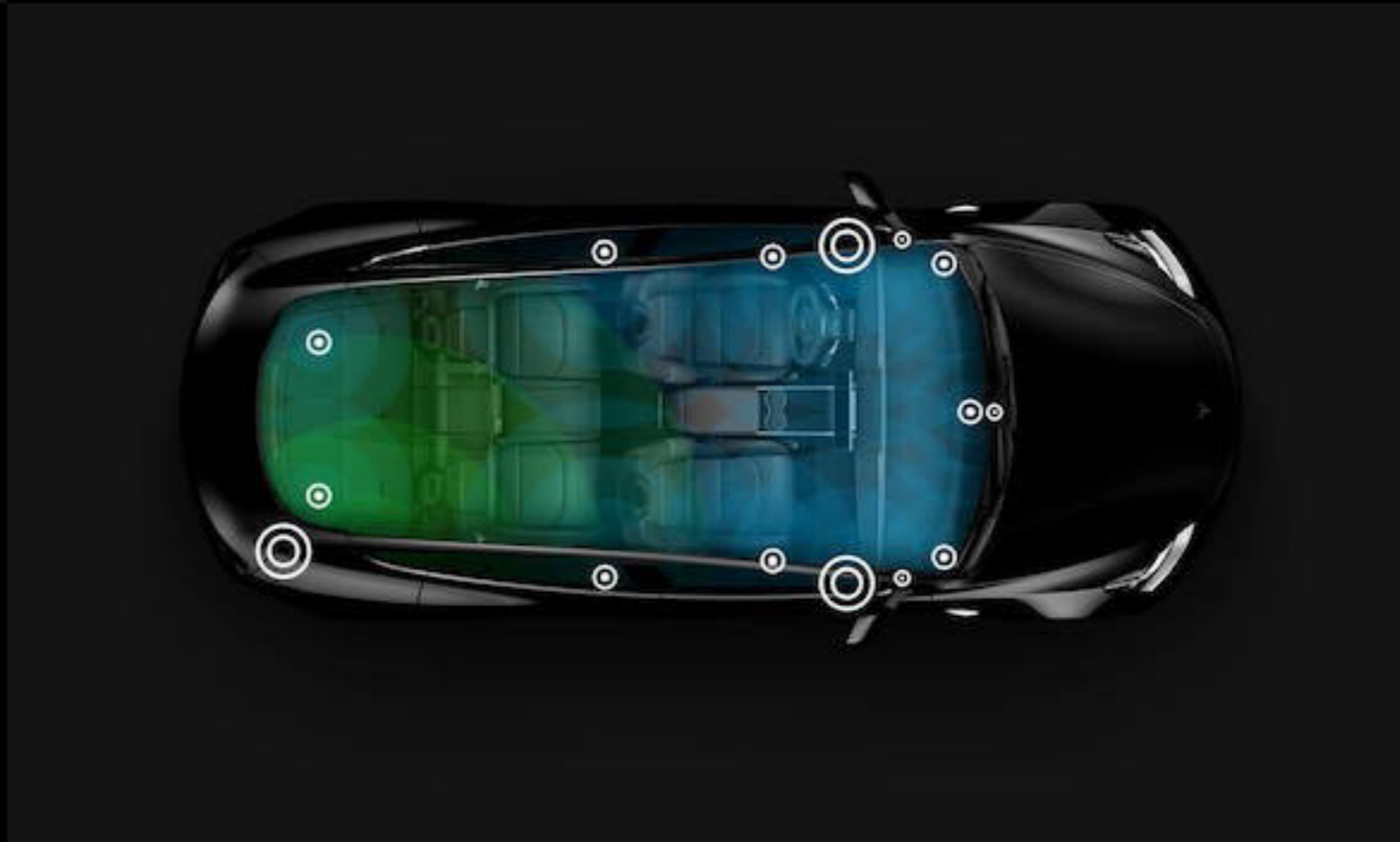


All-Weather Comfort

Enhance comfort and convenience with front and rear seat heaters, and heated side mirrors.

Pristine Sound

A custom audio system featuring 15 speakers for interior sound dynamics comparable to a recording studio.



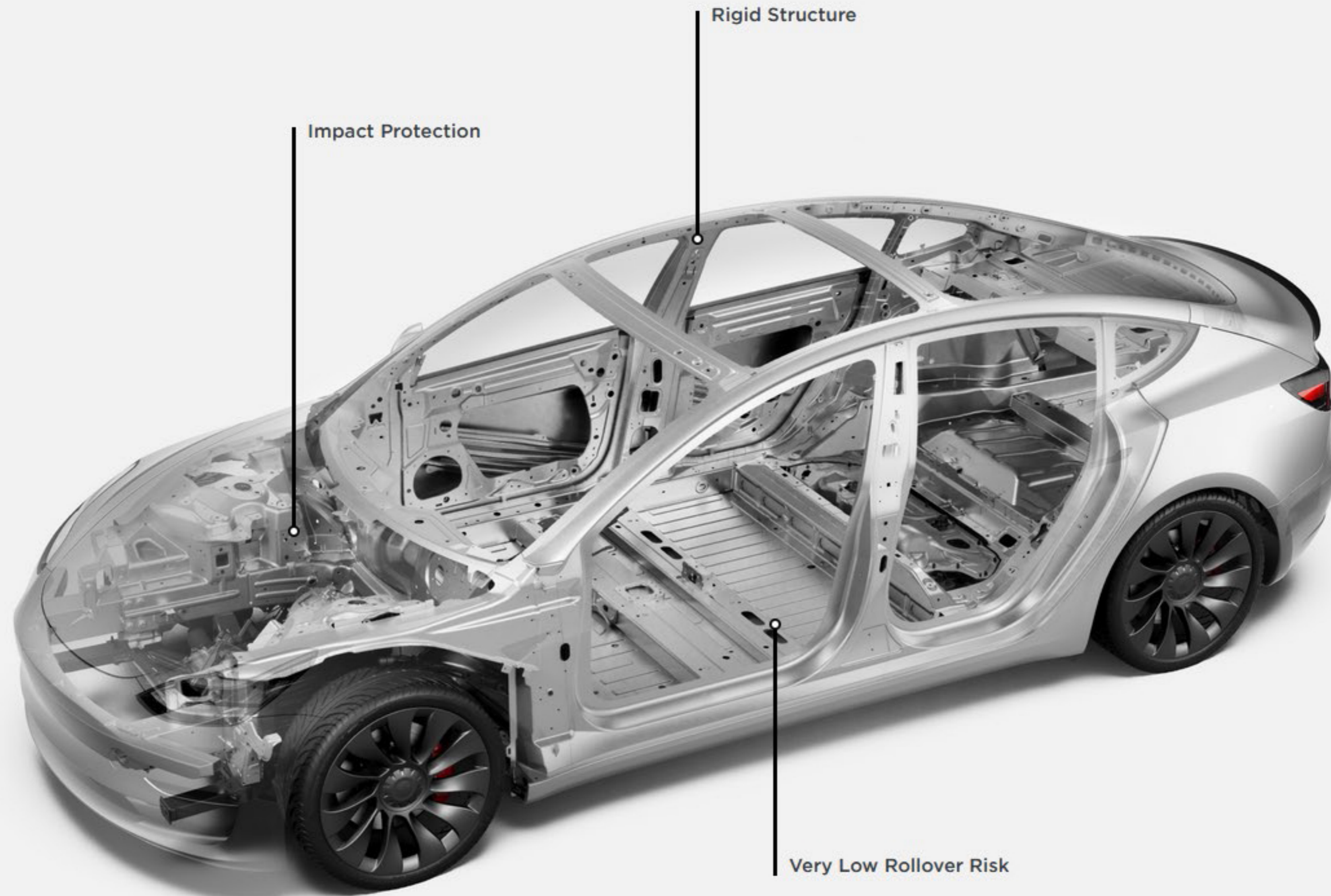
Safety

Built for Safety

Safety is the most important part of the overall Model 3 design. The metal structure is a combination of aluminum and steel, for maximum strength in every area. In a roof-crush test, Model 3 resisted four times its own mass, even with an all-glass roof: that's the same weight as two full-grown African elephants.


5-Star Overall NHTSA Rating

Driver Frontal	★ ★ ★ ★ ★
Passenger Frontal	★ ★ ★ ★ ★
Front Seat Side	★ ★ ★ ★ ★
Rear Seat Side	★ ★ ★ ★ ★
Rollover	★ ★ ★ ★ ★



Safety-First Design

Model 3 is built from the ground up as an electric vehicle—with ultra high-strength steel and a low, solid center of gravity.



Rigid Structure

A material mix of aluminum and steel help to achieve the best structural rigidity, and increased occupant safety.

Impact Protection

Combined with impact-absorbing rails and center pillar reinforcements, the strength and support of the rigid battery pack provides protection from every side.

Very Low Rollover Risk

The position and weight of the floor-mounted battery pack provides a very low center of gravity—allowing for a very low rollover risk.

Model 3

Estimated Delivery: 7-11 weeks

Purchase Price

Potential savings*

315mi

Range (EPA
est.)

162mph

Top Speed

3.1sec

0-60 mph



Rear-Wheel Drive

Standard Range Plus

[Learn more](#) about Range and Performance

Dual Motor All-Wheel Drive

Long Range

Performance



Model 3

Estimated Delivery: 7-11 weeks

Purchase Price

Potential savings*

263mi

Range (est.)

140mph

Top Speed

5.3sec

0-60 mph



Rear-Wheel Drive

Standard Range Plus

\$30,690*

[Learn more](#) about Range and Performance

Dual Motor All-Wheel Drive

Long Range

Performance

Model 3

Estimated Delivery: 7-11 weeks

Purchase Price

Potential savings*

353mi

Range (EPA
est.)

145mph

Top Speed

4.2sec

0-60 mph



Rear-Wheel Drive

Standard Range Plus

[Learn more](#) about Range and Performance

Dual Motor All-Wheel Drive

Long Range

Performance



Select Interior



All Black

Included

Includes:

- 12-way power adjustable front and rear heated seats
- Premium audio - 14 speakers, 1 subwoofer, 2 amps, and immersive sound
- Premium Connectivity (1 year included):
 - Satellite maps with live traffic visualization
 - In-car internet streaming music and media
- Music and media over Bluetooth®
- LED fog lamps
- Tinted glass roof with ultraviolet and infrared protection
- Power folding, heated side mirrors
- Custom driver profiles
- Center console with storage, 4 USB ports and wireless charging for 2 smartphones
- Interior floor mats



Select Interior



Black and White
Recommended

Includes:

- 12-way power adjustable front and rear heated seats
- Premium audio - 14 speakers, 1 subwoofer, 2 amps, and immersive sound
- Premium Connectivity (1 year included):
 - Satellite maps with live traffic visualization
 - In-car internet streaming music and media
- Music and media over Bluetooth®
- LED fog lamps
- Tinted glass roof with ultraviolet and infrared protection
- Power folding, heated side mirrors
- Custom driver profiles
- Center console with storage, 4 USB ports and wireless charging for 2 smartphones
- Interior floor mats



Select Color



Pearl White Multi-Coat

Included

Select Wheels



19" Sport Wheels

Included



Select Color



Solid Black

Select Wheels



19" Sport Wheels

Included



Select Color



Midnight Silver Metallic

Select Wheels



19" Sport Wheels

Included



Select Color



Deep Blue Metallic

Select Wheels



19" Sport Wheels

Included



Select Color



Red Multi-Coat

Select Wheels



19" Sport Wheels

Included



Model 3 Specs

PERFORMANCE TRIM

LONG RANGE AWD

STANDARD PLUS

COMPARE

Battery

Long Range

Weight

1,844 kg

Acceleration

3.3s 0-100 km/h*

**with rollout subtracted*

Cargo

542 liters

Range (WLTP)

567 km

Displays

15" Center Touchscreen

Drive

Dual Motor All-Wheel Drive

Supercharging

Pay Per Use

Seating

5 Adults

Warranty

Basic Vehicle - 4 years or 80,000 km, whichever comes first

Battery & Drive Unit - 8 years or 192,000 km, whichever comes first

Wheels

20"



EXPAND LIST



Model 3 Specs

PERFORMANCE TRIM

LONG RANGE AWD

STANDARD PLUS

COMPARE

Battery

Long Range

Weight

1,844 kg

Acceleration

4.4s 0-100 km/h

Cargo

542 litres

Range (WLTP)

580 km

Displays

15" Center Touchscreen

Drive

Dual Motor All-Wheel Drive

Supercharging

Pay Per Use

Seating

5 Adults

Warranty

Basic Vehicle - 4 years or 80,000 km, whichever comes first

Wheels

19"

Battery & Drive Unit - 8 years or 192,000 km, whichever comes first



EXPAND LIST



Model 3 Specs

PERFORMANCE TRIM

LONG RANGE AWD

STANDARD PLUS

COMPARE

Battery

Standard Range

Weight

1,625 kg

Acceleration

5.6s 0-100 km/h

Cargo

542 liters

Range (WLTP)

448 km

Displays

15" Center Touchscreen

Drive

Rear-Wheel Drive

Supercharging

Pay Per Use

Seating

5 Adults

Warranty

Basic Vehicle - 4 years or 80,000 km, whichever comes first

Wheels

18" or 19"

Battery & Drive Unit - 8 years or 160,000 km, whichever comes first

[+](#) EXPAND LIST

Compare Model 3



Performance Trim
Dual Motor

Long Range
Dual Motor

Standard Plus
Rear-Wheel Drive

Acceleration

3.3s

0-100 km/h*

4.4s

0-100 km/h

5.6s

0-100 km/h

Range (WLTP)

567

km

580

km

448

km

Top Speed

261

km/h

233

km/h

225

km/h

Wheels

20" Überturbine Wheels

19" Sport Wheels

18" Aero Wheels

19" Sport Wheels

Included

Premium Interior

Premium Interior

Partial Premium Interior

Experience Model 3



Jl. Denpasar Selatan No.1, Kuningan
Setiabudi, Jakarta Selatan, 12950

